

Applying to University in 2022

Updated: January 2022



Programme

- Introduction to the University Guidance team
- Our role
- Your responsibility
- General thoughts about the application procedure
- How to use unifrog
- Recap and reminder

The University Counselling Team

UC Team who will support you in your orientation

★ Ms Doggart

- Advise students about applying to the UK

★ Ms Cassan

- Advises and guides students applying to North America

★ Mrs David and Mr Miller

- Provides advice for universities in the Netherlands and elsewhere



Reminder all the team have other functions inside the Anglophone section and hence the time they have for the university service is limited.

Independence and our role

- ★ Applying to university is the first step you will take into the next phase of your life. It is YOUR decision and you need to take control of it.
- ★ We are here to help when you get stuck, but we expect you to use UNIFROG and take the initiative.
- ★ We will remind you of deadlines but we do not expect to be chasing you for documents.
- ★ It is your responsibility to check if there any specific entry requirements (portfolio, audition, fees etc.) for your course.



Our role

- ★ Provide guidance - usually through group meetings
- ★ Check your applications
- ★ Provide application documents where required
- ★ Send results to universities
- ★ Prepare and inform you of university guidance events (through ***interactions*** on Unifrog)
- ★ **The rest is up to you !!**



Step 1: Get thinking!

- ★ What do you what to do next? Travel? Work? Study?
- ★ If you want to study, the sooner you start thinking about your application, the better.
- ★ Consider:
 - What subject(s) do you love at school?
 - What are you passionate about?
 - What do you want to do for work after university and which courses will qualify you for that work?
 - What difficulties might you face and how will you overcome them?
- ★ Two of the key ideas that should underpin your choices are **affordability** and **feasibility**, but **interest** in the subject is crucial too.



Step 2: Join the Unifrog .

Step 3: Research your options (careers, course and universities, application procedures) using unifrog.

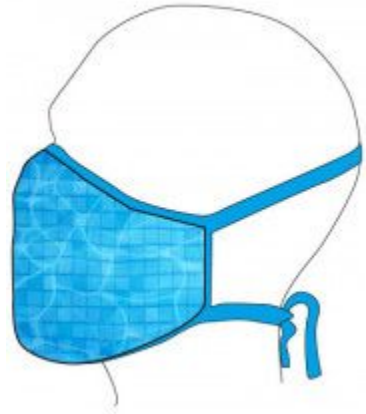
Step 4: Conduct wider research. (contact former students with questions, discuss ideas with friends and family, visit universities if possible-virtual tours are a thing!)

Step 5: organise a meeting if you have questions and let us know your plans. Fill in this [online survey](#)



Global issues to consider: Coronavirus

- ★ In a time of international uncertainty caused by the Covid-19 pandemic, it may seem like a daunting time to study abroad.
- ★ HOWEVER, university websites provide information on what they are doing to protect students with social distancing measures on campus and/or by moving to partially online learning.
- ★ SOME universities will conduct all teaching online for the foreseeable future. Check university websites for details.
- ★ We will keep you updated as we know more.



Notices for students wishing to apply to English speaking courses

- ★ Use Unifrog for general guidance about the study possibilities and advantages in different countries
- ★ Each area has its own application requirements and deadlines. Therefore it is important for you to plan your own deadlines.
- ★ **Please attended the upcoming presentations of the regions where you wish to study. These presentations will cover the specific entrance calendars and procedures**

How to use UNIFROG

- Use '**exploring pathways**' to find out about yourself; investigate careers and studies; extend your knowledge and keep up-to-date (webinars)
- See your meetings displayed in '**interactions**'
- **Record** what you have done
- **Search** for study opportunities
- **Get advice** about drafting your applications
- **Collect the documents for your application** (in your locker)
- **Prepare and draft** the final applications

Recording what you have done

You can use the tools in this section to start *Recording what you have done*, using guidance and examples to prepare yourself for making applications

Activities

Competencies

Interactions

Activities you've done

Record what you've done. Then use this material for your applications.



2 of 10 recommended minimum recorded so far

Almost anything can be considered an extracurricular activity - from having a job, to taking care of family members, to extreme soap carving.

[+ Add an activity](#)



Babysitter

Work experience

August 2017

Regularly looking after the children of family friends

Referee: Mary Taylor

[Edit >](#)



Member of a book club

Reading books / academic journals

September 2015

Meeting to discuss books we have read on a biweekly basis

Referee: John Biggs

[Edit >](#)

Searching for opportunities

You can use the tools in the *Searching for opportunities* section to compare universities, degree options and special opportunities around the world

UK universities

US universities

European universities

Oxbridge

Canadian universities

Asian universities

Australasian universities

Middle Eastern universities

Irish universities

Special Opportunities

Events



12

Exploring pathways

You can use the tools in the *Exploring pathways* section to research the options available to you after school. Make sure you check out the MOOCS and Webinars!

Careers library

Subjects library

Know-how library

MOOC

Personality profile

Interests profile

Read, Watch, Listen

Webinars

13



Available resources

Exploring pathways

Careers library

Subjects library

Know-how library

MOOC

Personality profile

Interests profile

Read, Watch, Listen

Webinars

Recording what you've done

Activities

Competencies

Interactions

Searching for opportunities

UK universities

US universities

European universities

Oxbridge

Canadian universities

Asian universities

Australasian universities

Middle Eastern universities

Irish universities

Special Opportunities

Events

Drafting application materials

UK Personal Statement

Classes

Subject References

CV / Resumé

Writing tool

Common App Essay

US recommenders¹⁴

Notes for Reference writers

Making applications


Post 18 Intentions

Locker

Applications list


Creating your account

- If you have not yet created your account you need to check the email address (please check your junk/spam mailboxes). If you do not have the link because you are new please email university@csianglo.org
- Click the link and follow the instructions
- Create a memorable password
- Make a note of your password

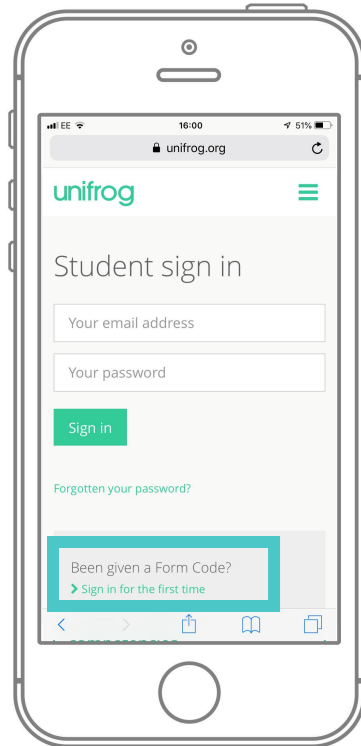


Unifrog- Our expectations

- You will use Unifrog to research your future studies, universities, application procedure.
- Download key documents
- Store your documents (personal statements; grade transcripts; predicted grades)
- Respond to emails sent to you via Unifrog
- Follow the messages about conferences posted on the interactions



Parents & guardians, get signed up!



Go to www.unifrog.org/student and click 'Sign in for the first time'
You'll be asked for some details and a form code. This is what you need:

LYOIparents

After signing up, log into Unifrog using your email address and password via the student sign-in page!

Recap

- ★ Don't panic! You have plenty of time.
- ★ Think about what you want to do.
- ★ Join and refer to UNIFROG regularly.
- ★ Research your options using Unifrog and other platforms.
- ★ Attend presentations
- ★ Carefully consider the implications of Costs, Brexit and Coronavirus but don't be put off.
- ★ Email university@csianglo.org if you have any concerns or questions.

